RE/MAX RIGHT CHOICE

Presented by…

Table of Contents

Thank You Letter	3
My Resume/Background	4
Testimonials	5
RE/MAX Right Choice	6-8
RE/MAX # 1 “Nobody In the World Sells More Real Estate Than RE/MAX”	9- 23
My Focus	24
What I Know	25
My Three Vital Listing Agent Responsibilities	26
My Role	27
Your Role	28
My Success Plan For Your Home	29-31
Syndication	32
Seller’s Closing Costs	33
Field Card	34-36

Mr. and Mrs. Seller,

Thank you for the opportunity to meet with you about selling your home.

We take great pride in the work we do for those who put their trust in us, and our only goal is to create a win-win relationship that allows us to help you achieve your goals.

I've enclosed information about myself, RE/MAX Right Choice, RE/MAX, LLC, my success marketing plan, what you can expect from me, and what I expect from you.

Please take a few moments to read this packet prior to our meeting. This will allow us to spend the majority of our time together answering your questions and focusing on what I need to do to help you achieve your goals with the sale of your home.

I look forward to meeting with you.

My Resume/Background

Testimonials

RE/MAX RIGHT CHOICE

#1 Firm In Connecticut In Transactions Per Agent
#1 Firm In New England In Transactions Per Agent
Celebrating Our 33rd Year in Connecticut
Proud of Our Team

2018

RE/MAX RIGHT CHOICE

1 Firm in Connecticut Transactions Per Agent

Ranking	Office Name	Transaction Total
1	**RE/MAX Right Choice**	**17.6**
2	Keller Williams – Greater Hartford	10.9
3	Coldwell Banker	8.2
4	Century 21 All Points Realty	7.5
5	BHHS New England Properties	7.4
6	William Raveis	7.3
7	William Pitt Sotheby's	6.5
8	Keller Williams - Prestige	6.3
9	Higgins Group	4.3
10	Houlihan/Lawrence	3.8

2019 REAL TRENDS FIVE HUNDRED

RANK THE TOP 500 FIRMS IN THE 2019 REAL TRENDS 500 BY SIDES PER AGENT, AND

41 OF THE TOP 50 ARE WITH RE/MAX

Productivity. That's the sign of a RE/MAX agent.

*Rankings calculated by RE/MAX based on 2019 REAL Trends 500 data, citing 2018 transaction sides for the 500 largest participating U.S. brokerages. Due to rounding, some sides-per-agent averages appear to produce ties. But all ties are broken at three decimal places.

©2019 RE/MAX, LLC. All rights reserved. Each RE/MAX Office Independently Owned and Operated. 19_301408

TOP 50 OF THE TOP 500

WHEN RANKED BY MOST TRANSACTION SIDES PER AGENT

RANK	COMPANY	TRANSACTION SIDES PER AGENT	CITY	STATE
1	RE/MAX Leading Edge	35.4	Dearborn Heights	MI
2	RE/MAX 4000 Inc	31.0	Grand Junction	CO
3	RE/MAX Professionals	25.9	Springfield	IL
4	RE/MAX Preferred Associates	25.6	Toledo	OH
5	RE/MAX Crossroads Properties	25.4	Strongsville	OH
6	RE/MAX of Reading	24.7	Wyomissing	PA
7	RE/MAX of Grand Rapids	24.1	Grand Rapids	MI
8	RE/MAX Concepts	23.6	West Des Moines	IA
9	RE/MAX ONE	23.2	Beaumont	TX
10	RE/MAX Results	22.9	Eden Prairie	MN
11	RE/MAX Traders Unlimited	22.9	Peoria	IL
12	RE/MAX Connection	22.9	Marlton	NJ
13	RE/MAX Plus	22.7	Rochester	NY
14	RE/MAX Real Estate Professionals	22.3	Lansing	MI
15	RE/MAX Commonwealth	22.1	Richmond	VA
16	RE/MAX Preferred	21.3	Menomonie	WI
17	Comey & Shepherd	21.2	Cincinnati	OH
18	RE/MAX Southern Homes	21.1	Birmingham	AL
19	RE/MAX Victory	20.7	Beavercreek	OH
20	Hasson Company	20.6	Clackamas	OR
21	Brik Realty	20.6	Birmingham	AL
22	Group, Inc. Real Estate	20.4	Fort Collins	CO
23	RE/MAX The Woodlands & Spring	20.2	The Woodlands	TX
24	Keller Williams WinStar Realty	20.1	Idaho Falls	ID
25	RE/MAX Realty Group	20.0	Rochester	NY
26	RE/MAX Results	20.0	Fort Wayne	IN
27	RE/MAX Boone Realty	19.9	Columbia	MO
28	RE/MAX Realty 100	19.9	Milwaukee	WI
29	RE/MAX Right Choice Real Estate	19.9	Trumbull	CT
30	RE/MAX Town & Country	19.7	Canton	GA
31	RE/MAX Center	19.6	Duluth	GA
32	RE/MAX 200 Realty	19.6	Winter Park	FL
33	RE/MAX Professionals	19.5	Glendale	AZ
34	RE/MAX Anchor Realty	19.4	Punta Gorda	FL
35	RE/MAX First	19.3	Clinton Township	MI
36	RE/MAX Classic	19.3	Farmington Hills	MI
37	RE/MAX Ability Plus	18.8	Carmel	IN
38	RE/MAX Experts	18.6	Germantown	TN
39	RE/MAX Real Estate Group	18.5	Colorado Springs	CO
40	RE/MAX Realtec Group	18.4	Palm Harbor	FL
41	RE/MAX Southern Shores	18.4	North Myrtle Beach	SC
42	RE/MAX Realty Affiliates	18.3	Gardnerville	NV
43	RE/MAX Integrity	18.3	Eugene	OR
44	F.C. Tucker Emge Realtors	18.2	Evansville	IN
45	Keller Williams Premier Realty	18.2	Peoria	IL
46	RE/MAX United	18.1	Cary	NC
47	CENTURY 21 The Harrelson Group	18.0	Myrtle Beach	SC
48	RE/MAX Preferred	18.0	Marlton	NJ
49	RE/MAX Alliance	18.0	Collinsville	IL
50	CENTURY 21 Schadz	18.0	Carmel	IN

RE/MAX LLC THE EXPERIENCE THE TOOLS THE KNOW-HOW
#1 Real Estate Company in the World
#1 Real Estate Company in the United States in Transactions Per Agent every year since 1999
Most recognized real estate brand in the World
We are an industry leader in 118 countries

DON'T WORRY, WE'VE DONE THIS A MILLION TIMES
That's the sign of a RE/MAX agent
FOR SALE
RE/MAX
REAL ESTATE
remax.com

(As measured by residential transactions sides.)

RE/MAX
125,000+
RE/MAX AGENTS
TOTAL WORLDWIDE*
*AS OF FEBRUARY 15, 2019

2019 ★ USA

RE/MAX® VS THE INDUSTRY

Choose the brand with outstanding agents, leading brand awareness and an unmatched global presence.

	NATIONAL, FULL-SERVICE BROKERAGE BRANDS					
	TRANSACTION SIDES PER AGENT (LARGE BROKERAGES ONLY)[1]	U.S. TRANSACTION SIDES[2]	BRAND AWARENESS (UNAIDED)[3]	COUNTRIES & TERRITORIES	OFFICES WORLDWIDE	AGENTS WORLDWIDE
RE/MAX	**16.3**	**1,004,000**	**30.2%**	**110+**	**8,229**	**124,280**
Realty Executives	10.3	Not Released	0.4%	11	500	8,000
ERA	8.6	128,416	1.3%	36	2,300	40,300
Coldwell Banker	8.0	709,117	15%	44	3,200	94,200
Berkshire Hathaway	7.9	Not Released	4.5%	3	1,450	50,000
Century 21	7.6	393,184	21.0%	80	9,600	127,500
Better Homes	6.8	76,844	0.8%	4	360	12,100
kw	6.5	1,095,874	8.0%	37	1,000	180,000
Sotheby's	6.5	123,113	2.1%	72	1,000	22,600
exp	4.7	74,678	0.1%	2	53	15,570
ONE	4.6	51,000	0.3%	2	160	11,000
COMPASS	4.2	34,644	0.1%	1	238	8,155
RimeSmart	3.9	56,000	0.1%	1	168	16,000

©2019 RE/MAX, LLC. Each office independently owned and operated. Data is full-year or as of year-end 2018, as applicable. Except as noted, Coldwell Banker, Century 21, ERA, Sotheby's and Better Homes and Gardens data is as reported by Realogy Corporation on SEC 10-K, Annual Report for 2018; all other competitor data is from company websites and industry reports. [1]Transaction sides per agent for all but Realty ONE Group are calculated by RE/MAX based on 2019 REAL Trends 500 data, citing 2018 transaction sides for the 1,757 largest participating U.S. brokerages. Coldwell Banker includes NRT. Berkshire does not include HomeServices of America. Transaction sides per agent for Realty ONE Group calculated using company's data included in above chart. [2]Compass and eXp Realty totals are for residential transactions only and do not include commercial transactions; totals for all other brands include commercial transactions. [3]MMR Strategy Group study of unaided awareness among buyers, sellers, and those planning to buy or sell; asked, when they think of real estate brands, which ones come to mind? 19_301408

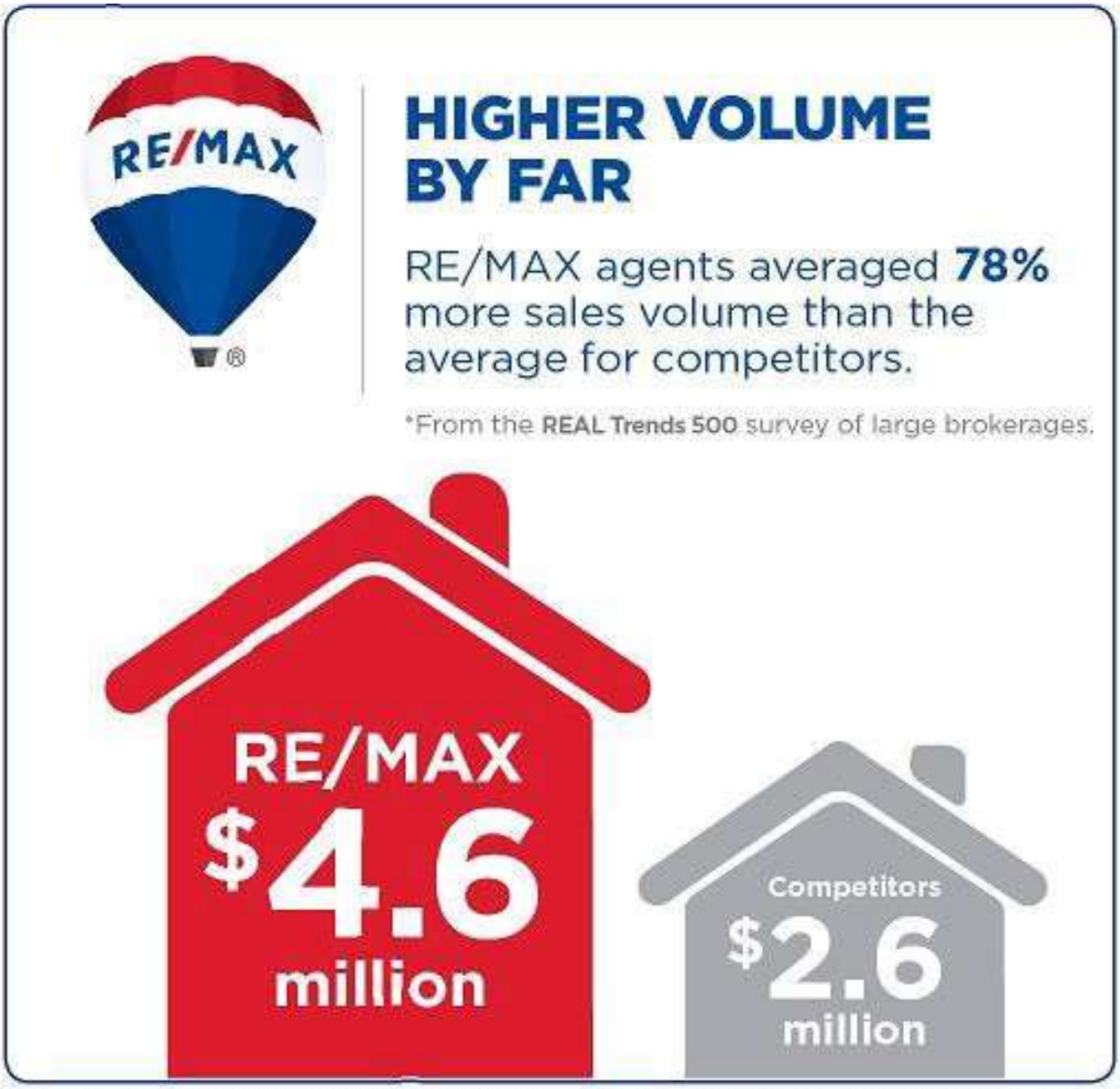

*Based on 2018 REAL Trends 500 data, citing 2017 transaction sides and sales volume for the 1,752 largest participating U.S. brokerages (ranked by transaction sides). Averages calculated using brokerages that reported agent counts.© 2019 RE/MAX, LLC. Each Office Independently Owned and Operated.

RE/MAX is #1
"Nobody In The World Sells More Real Estate Than RE/MAX"

- RE/MAX has been the most searched real estate brand on the internet for the last 5 years.
- As shown on the chart below, RE/MAX.com is the most visited real estate brand website. All of the advertising that RE/MAX does on TV, the radio, and in print drives buyers to RE/MAX.com.

RE/MAX IS REACHING CONSUMERS

Great Agents, Backed by Great Tools | The Groundbreaking 2019 Digital Ad Campaign

Just over 2 months in-market, the RE/MAX Campaign is driving consumers to you!

AS SEEN ON...EVERYTHING

SOCIAL MEDIA
Video and multi-image carousel ads appear along with single-image display ads in Facebook news feeds.

DISPLAY ADVERTISING
Placing the RE/MAX message in front of the right people at the right time.

SEARCH ENGINE MARKETING
Serving ads to our target audience as they search Google and Bing for home search related information.

TV ADVERTISING
Ads on leading programs reaching our target audience (see next page).

Key Results (Jan 22 thru Mar 22 - New England)

Consumer searches for an agent	Property searches on remax.com	Lead Engagements Activities that generate leads and/or brand engagements: sign-in to an existing account, create a free account, ask an agent, mobile tap to call agent, etc.
23,045	**646,882**	**3,040**

HOME OF THE TOP PRODUCER

remax.com

BRAND EXPOSURE - TV

RE/MAX maintains brand exposure by running our **Tools of a RE/MAX agent** commercials on channels that connect with consumers with a likelihood to purchase or sell a home.

RE/MAX AROUND THE WORLD

Q4 | 2018

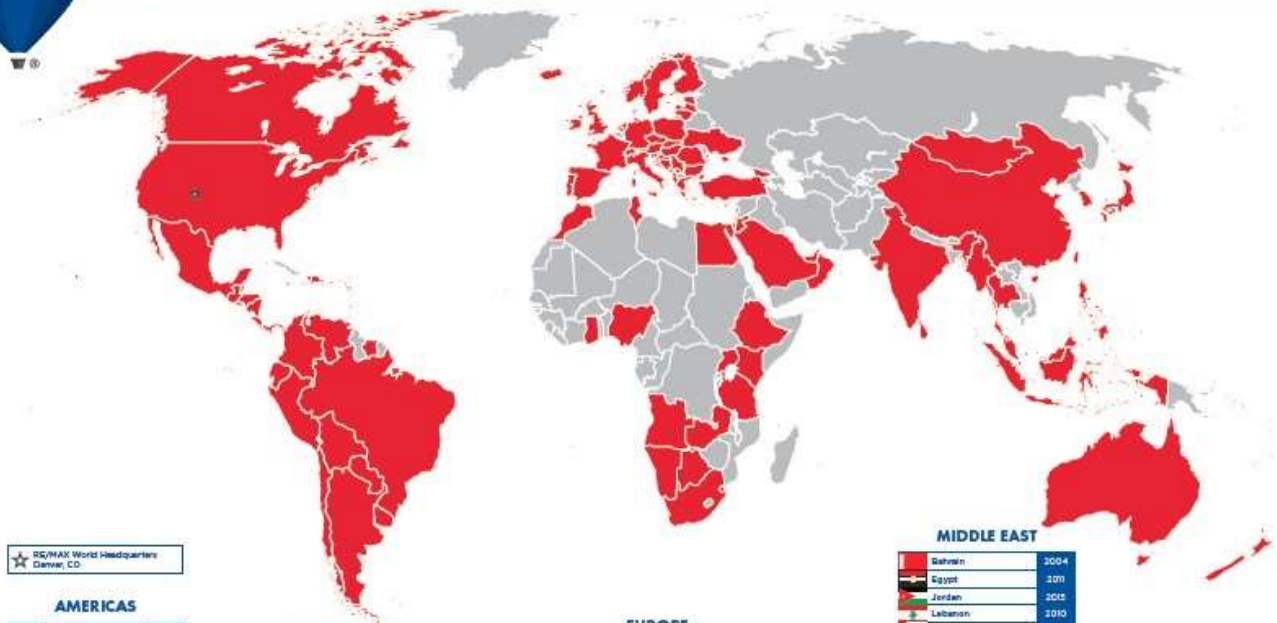

RE/MAX World Headquarters
Denver, CO

AMERICAS

Argentina	2004
Belize	2001
Bolivia	2010
Brazil	2009
Canada	1977
Chile	2002
Colombia	2009
Costa Rica	1995
Ecuador	2009
El Salvador	2006
Guatemala	2002
Honduras	1995
Mexico	1992
Nicaragua	1999
Panama	2005
Paraguay	2011
Peru	2009
Suriname	2010
United States	1973
Uruguay	2009
Venezuela	1999

CARIBBEAN

Aruba*	2003
Antigua & Barbuda	2017
Bahamas	2017
Bonaire*	2003
British Virgin Islands*	2015
Cayman Islands*	1991
Curacao*	2006
Dominican Republic	1993
Grenada	1994
Haiti	2018
Jamaica	2009
Puerto Rico*	1992
St. Barthelemy*	2004
St. Kitts & Nevis	1995
St. Maarten/St. Martin*	1993
St. Vincent/Grenadines	2016
Trinidad & Tobago	2017
Turks & Caicos*	1993
U.S. Virgin Islands*	1989

EUROPE

Albania	2012
Austria	1999
Bosnia & Herzegovina	2011
Bulgaria	2005
Croatia	2004
Cyprus	2016
Czech Republic	2005
England*	1997
Estonia	2005
Finland	2006
France	2005
Germany	1995
Greece	1995
Georgia	2012
Hungary	2006
Iceland	2000
Israel	1995
Italy	1995
Kosovo	2016
Latvia	2017
Lithuania	2005
Luxembourg	2001
Malta	2002
Montenegro	2012
Netherlands	1999
Norway	2016
Poland	2006
Portugal	1999
Romania	2006
Republic of Ireland	1997
Scotland*	1999
Serbia	2012
Slovakia	2005
Slovenia	2007
Spain	1994
Sweden	2000
Switzerland	1999
Turkey	1997
Ukraine	2014
United Kingdom	1997

MIDDLE EAST

Bahrain	2004
Egypt	2011
Jordan	2015
Lebanon	2010
Oman	2014
Saudi Arabia	2002
United Arab Emirates	2012
West Bank/Palestine	2018

AFRICA

Angola	2016
Botswana	2003
Ethiopia	2017
Ghana	2014
Kenya	2012
Mauritius	2002
Morocco	2005
Namibia	2002
Nigeria	2014
South Africa	1994
Swaziland	2013
Tanzania	2013
Tunisia	2010
Uganda	2013
Zambia	2015

ASIA/PACIFIC

Australia	1996
China	2012
Guam*	2001
India	2003
Indonesia	2012
Japan	2012
Macau	2016
Malaysia	2015
Mongolia	2015
Myanmar	2016
New Zealand	2002
Palau	2017
Philippines	2012
Singapore	1997
South Korea	2012
Sri Lanka	2012
Taiwan	2017
Thailand	2012

2019 THE REALTRENDS FIVE HUNDRED

TOP 100 BROKERAGES

WHEN RANKED BY MOST TRANSACTION SIDES PER AGENT

DOMINANT PRODUCTIVITY

Rank 1,757 of the largest brokerages by sides per agent, and what do you find? That the most productive agents are with RE/MAX.*

Out of the top 100 brokerages ranked this way, 87 are RE/MAX firms. Their agents averaged 29 home sales in 2018.

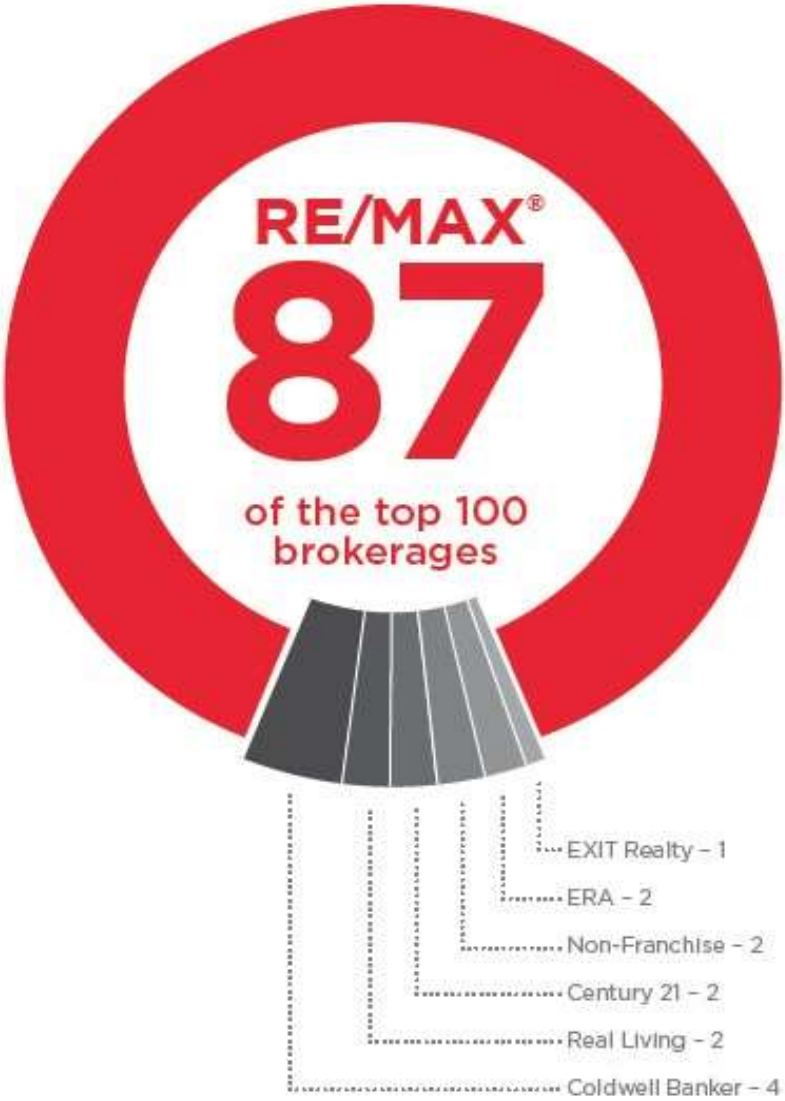

Productivity. That's the sign of a RE/MAX agent.

2019 THE REALTRENDS FIVE HUNDRED

THE MOST PRODUCTIVE U.S. BROKERAGES RANKED BY BRAND

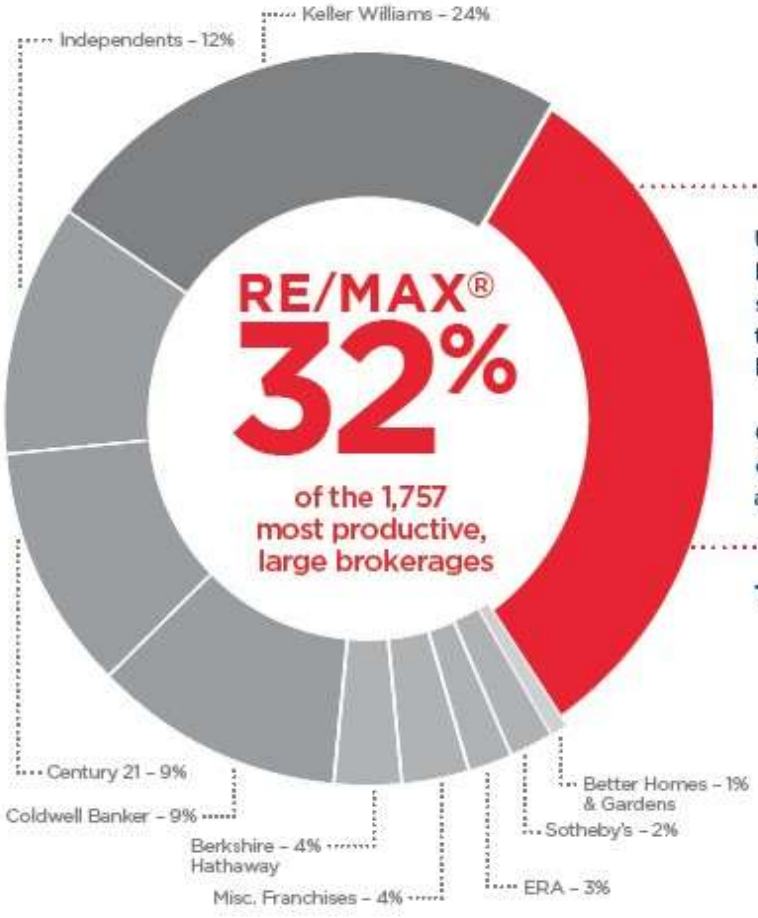

U.S. brokerages that closed at least 500 residential transaction sides in 2018 were eligible to participate in this year's REAL Trends 500.

Of the 1,757 brokerages that qualified, RE/MAX firms accounted for a third of them.

That's more than any other brand.

Productivity. That's the sign of a RE/MAX agent.

RE/MAX Commercial

We currently have 3,400 RE/MAX Commercial Practioners who completed over 36,500 transactions, representing $14.6B in commercial sales and lease volume, in 2018. We currently have 665 Commercial offices and divisions in 73 countries that have commercial representation.

RE/MAX Associates Give Back

RE/MAX agents and staff have donated over $150 million to the Children's Miracle Network Hospitals. We are the world leader in donations coming directly from agents and staff. By making a donation with each transaction, RE/MAX agents become a Miracle Agent and when all agents in an office make such a donation, the office is known as a Miracle Office.

When an agent or staff member makes a donation, it goes directly to the local Children’s Miracle Hospital. In CT, our local hospital is in Hartford.

A Pledge on Your Behalf

Giving Back

I, along with RE/MAX International, support the Children's Miracle Network. This charity provides funding for children's hospitals throughout the United States. It has made important strides in improving the lives of sick children.

I will donate $_____ of the commission from the sale of your home to the Children's Miracle Network on your behalf. Your home will be a "Miracle Home" with a Miracle sign rider.

Agent Signature _____

My Focus

To understand your specific needs and wants in order to create a success plan that has the greatest chance of achieving your home sales goal.

No two homes are the same and market conditions change very quickly. My objective is to customize our marketing to your specific situation and needs.

What I know

1. It’s unacceptable to leave your money on the table
2. Homes sell for two reasons: Price and Exposure
3. The pricing game is all about justification...Buyer’s, Buyer’s Agent’s, Appraisers
4. Pricing is neighborhood/area specific
5. Pricing and Value can change instantly based on daily market activity. Ex. Closed sales, new listings, price adjustments, etc.

My Three Vital Listing Agent Responsibilities

1. Marketing and Exposure
2. Lead Generation...Finding the buyer
3. Lead Conversion...Closing the buyer

My Role

What you can expect from me as your listing consultant

1. Stay focused on satisfying your needs.
2. Provide continuous comprehensive marketing and recommend the best pricing strategy.
3. Communicate openly and frequently.
4. Respect your time, needs, and finances.
5. Represent your best interests in any and all negotiations.
6. Help prepare your home for effective staging and showing.
7. Withhold any confidential information that will affect the sale of your home.
8. Treat all parties honestly.
9. Always ensure we keep a win-win relationship.
10. Put your interests above all others, including my own.
11. Market and promote your home in a professional manner. (Review plan)
12. Proactively solicit multiple offers.
13. Respond to and resolve all issues quickly and timely.
14. Follow up with other agents who show your home.
15. Provide post-closing information and consulting services and assist you with all future real estate needs.

Your Role

1. Keep home available, presentable, neat, and smelling nice at all times.
2. Follow the agreed upon staging plan. Once you have chosen me as your selling consultant, we will go back through the home and prepare it for showing.
3. Complete all repairs as agreed.
4. Keep the lawn and exterior of the property ready for showings.
5. Keep valuables and prescriptions in a safe place.
6. Leave home for all showings.
7. Don’t discuss terms with buyers or their agent without me present.
8. Don’t call other agents for feedback.
9. Fill out the Seller’s disclosure forms as accurately as you can.
10. Keep all marketing information displayed and inform me if it is running low.
11. Market your home to friends and acquaintances.
12. Inform me if you will be out of town for more than a day or two.
13. Notify me immediately if your needs or expectations change.
14. Be brutally honest with me if you feel I am not meeting your expectations.

Success Marketing Plan

My Focus

Understand your specific needs and wants in order to create a success plan that has the greatest chance of achieving your home sales goal. No two homes are the same and market conditions change very quickly so our objective is to customize our marketing to your specific situation and needs.

What I Know

1. It's unacceptable to leave your money on the table
2. Homes sell for two reasons: Price and Exposure
3. The pricing game is all about justification ...Buyer's, Buyer's Agent's, Appraisers
4. Pricing is neighborhood/area specific
5. Pricing and Value can change instantly based on daily market activity .... closed sales, new competitive homes and market condition shift

My Role

What you can expect from me as your listing consultant

1. Stay focused on satisfying your needs.
2. Provide continuous comprehensive marketing and recommend the best pricing strategy.
3. Communicate openly and frequently.
4. Respect your time, needs and finances.
5. Represent your best interest in any and all negotiations.
6. Help prepare your home for effective staging and showing.
7. Withhold any confidential information that will affect the sale of your home.
8. Treat all parties honestly.
9. Always ensure we keep a win-win relationship.
10. Put your interest above all others, including my own.
11. Market and promote your home in a professional manner. (Review plan)
12. Proactively solicit multiple offers.
13. Respond to and resolve all issues quickly and timely.
14. Follow up with other agents who show your home.
15. Provide post-closing information and consulting services and assist you with all future real estate needs.

My Three Vital Listing Agent Responsibilities

1. Marketing and Exposure
2. Lead Generation.... Finding the buyer
3. Lead Conversion .... Closing the buyer

Success Marketing Plan

Information technology is changing daily. These changes have a significant impact on the marketing of today's real estate. According to data recently released by Realtor.com, 95% of all buyers use the Internet to search for their new home. These buyers are 9 times more likely to find their home on the Internet than in newspapers, and 34 times more likely to find a home on the Internet they will consider buying as opposed to spotting it in real estate magazines. That is why we feel it is important to place a heavy emphasis on the Internet when marketing and exposing your home to as many potential buyers as possible.

1. **Place in MLS**: Prepare and submit your listing to SmartMLS which represents over 18,000 real estate professionals and covers all eight Connecticut counties, making it among the top twenty largest MLSs in the country. Though the third smallest state, Connecticut has the highest per capita income in the United States and boasts a massive $13B in real estate transactions annually.

2. **Syndication:** Once your home is listed on SmartMLS it will be syndicated to close to 100 websites including remax.com, global.remax.com, Zillow.com, realtor.com, trulia.com, google.com, and yahoo.com.

3. **Globalremax.com:** The power of global advertising connects your home to an ever-increasing number of national and international buyers. The *"No One in the World Sells More Real Estate than RE/MAX"* message is seen and heard on network and cable television campaigns, network radio stations, and seen in major consumer print campaigns in publications such as Newsweek, U.S. News & World Report, Money Magazine, and Unique Homes as well as major national newspapers such as USA Today and The Wall Street Journal. All RE/MAX advertising direct buyers to REMAX.com.

4. **Professional Photographer**: I use a professional photographer in order to show your home at its best. Each photo will be enhanced, thereby presenting your home in its best light.

5. **Video of Your Home**: One major recent change in the way homes are marketed on the Internet is to include a video of the home within the listing (this is not a Virtual Tour which is simply still pictures in a slide show format). Videos are a significant tool for two reasons:

- Buyers love videos! Per Realtor.com®, a listing with an attached video is 50 times more likely to be viewed than a listing without a video.
- Websites with videos receive a significantly higher ranking on major search engines such as Google and Yahoo.

6. **Single Property Website** (with the ability to share on Facebook and Twitter) that is specific to your property.

7. **Color Home Fliers** for potential buyers and their real estate agents.

8. **Social Media Posts** (with the ability to share on Facebook and Twitter).

9. **Facebook ADs** as this is a powerful advertising medium.

10. **Jumbo Postcard** for snail mail marketing.

11. **ePostcard** for online marketing.

12. **Virtual Tour.**

13. **Home Book** for display at the property. It will include photos, home information, disclosures, and additional information for the prospective buyer.

14. **Signage** - We will maximize the showing potential of your home using professional signage. The National Association of Realtors reports that the sign is one of the top five ways buyers located their home.

15. **Drone Photography.**

16. **3D Tours.**

17. **Virtual Staging.**

18. **Staging**: We will suggest constructive staging changes for the property in order to ensure your home shows well. This will help your home yield the highest price the market will allow from interested buyers.

19. **Electronic Lock Box:** Arrange for and coordinate showings using a high-security electronic lockbox on the property to easily facilitate showings. A record of users is available instantaneously, so we always know who has visited your home.

20. **Host Brokers Open House**: We will provide lunch to introduce your home to the brokerage community by distributing marketing materials and obtaining feedback from the attending REALTORS®. This extra service provides us ample time to review the features of your home and its benefits.

21. **Public Open House:** Schedule an open house for the public (if we agree it is appropriate). These are usually held on Sundays from 1:00 to 3:00.

22. **Text Marketing**: We will attach a rider to the real estate sign in your yard which signals to anyone interested in learning more about the property to use their cell phone to request information via text message.

23. **Paid Lead Sources.**

24. **Office Notification**: We will promote your property to our agents and staff within 24 hours of it being listed on SmartMLS.

25. **Seek Potential Buyers**: We will contact our buyer leads, spheres of influence, and past clients to look for potential buyers for your home.

26. **Send Flyer to Neighbors:** We will send a “New Listing” flyer to residents in your immediate neighborhood promoting the features and lifestyle benefits of the home.

27. **Door Knock**: 30 closest neighbors.

28. **Call** 50 neighbors.

29. **Notify** area’s top agents.

30. **Communication**: Follow up on showings and advise you of results and comments.

31. **Seller’s Weekly Progress Report**: Sold properties, competition in the market, absorption rate, showings, feedback from showings will be sent to you periodically

Syndication

AdWerx	IdealEstate	Property Shark
ApartmentList	HousesForSale	Property Simple
Assist2Se+A1:A73ll	International Property Network	Propstream by Equimine
Back At You Media	Juwai	RE/MAX
Breakthroughbroker	Kahping	RE/MAX.com Metrics
century21.com	KE.com	RealQuest Express
Digiprooz	Keyboom	RealtyExecutives.com
DreamHomeList	LakeHomesUSA	RealtyStore
Equator	Land On Earth	RealtyTrac
FindAPlace4Me by Paradym	LearnMoreNow.com/findhomes	Redius
Flipcomo	Listingvideos by Vscreen	Rent.com
Foreclosure.com	LofNetwork.com	Rentberry
Foyer	LuxaryRealEstate.com	RentHop
Harmon Homes	Mashvisor	RentRange
Home2 me by TourFactory	MassLive.com	Search ALL Properties by L2L
HomeBidz	MobileHome.net	The Land Network
HomeFinder.com	MyRentToOwn.com	The Real Estate Book
HomeJob	nest.me	TotalExpert
HomePriceTrends	NestHawk	Tri-State Area
Homes& Land	Nestigator	Trulia
Homes.com	NestReady	USHUD.com
HomeSpotter	New Home Source	VisualShows
HomeSteps	Nobbas	WikiReally
HomeValueStore	ParkBench	Ylopo
HomeWinks	PNC	Zillow
Hommoli	Point2 Homes	Zonda
HouseHunt.com	Properties Online	Zumm
Houses.net	Property Path	

Seller's Closing Costs

At the closing you, the Seller, will have a number of closing costs. In most circumstances these costs will be deducted by your attorney from the proceeds of the sale of your home. Below is a list of the most common closing costs in Connecticut.

Prior to the closing your attorney is required to provide you with a list of all closing costs. If he or she does not, ask for it.

State Real Estate Conveyance Tax
• Houses selling for $800,000 or less:
  ○ 0.75% of the sales price
• Houses selling for over $800,000:
  ○ $6,000 plus 1.25% of the sales price over $800,000

Municipal Real Estate Conveyance Tax • 0.25% of the sales price in all Municipalities except those listed below. • 0.50% of the sales price in the following Municipalities: ○ Bloomfield, Bridgeport, Bristol, East Hartford, Groton, Hamden, Hartford, Meriden, Middletown, New Britain, New Haven, New London, Norwalk, Norwich, Southington, Stamford, Waterbury and Windham
Attorney Fees
Brokerage Fee
Municipal Recording Fees
Home Warranty Plan Fee • The cost of your Home Warranty Plan if you have elected this option

Field Card

Location		**Mblu**	E/10 / 00074/ 000/
Acct#		**Owner**	
Assessment	$226,170	**Appraisal**	$323,100
PID	1087	**Building Count**	1
Fire District	L		

Current Value

Appraisal	
Valuation Year	**Total**
2015	$323,100
Assessment	
Valuation Year	**Total**
2015	$226,170

Owner of Record

Owner		**Sale Price**	$379,500
Co-Owner		**Book & Page**	1652/ 301
Address		**Sale Date**	10/31/2013

Ownership History

Ownership History			
Owner	**Sale Price**	**Book & Page**	**Sale Date**
	$379,500	1652/ 301	10/31/2013
	$0	1001/ 669	03/29/1999

Building Information

Building 1 : Section 1

Year Built: 1948
Living Area: 1,886

Building Attributes	
Field	**Description**
Style	Cape Cod

Stories:	1 1/2 Stories
Occupancy	1
Exterior Wall 1	Aluminum Siding
Exterior Wall 2	
Roof Structure:	Gable
Roof Cover	Asph/F Gls
Interior Wall 1	Drywall
Interior Wall 2	
Floor Covering	Hardwood
Alt. Floor Cover	Ceram Clay Til
Heat Fuel	Gas
Heat Type:	Forced Air
AC Type:	None
Total Bedrooms:	5 Bedrooms
Total Bthrms :	2 Full Baths
Total Half Baths:	1 Half Bath
Total Xtra Fixtrs:	
Total Rooms:	8 Rooms
Bath Style:	Modern
Kitchen Style:	Modern
Total Kitchens	1
Total Elec Meters	1

Building Photo

E10-74 04/29/2015

(./Vision Government Solutions _files/ 51.JPG)

Building Layout

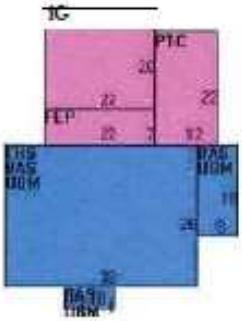

(Vision Government Solutions _files/ 1067 _ 1067 .jpg)

Building Sub-Areas (sq ft)			Legend
Code	Description	Gross Area	Living Area
BAS	First Floor	1,248	1,248
FHS	Finished Half Story	1,064	638
FEP	Enclosed Porch	154	0
FGR	Attached Garage	440	0
PTC	Concrete Patio	264	0
UBM	Unfinished Basement	1,248	0
		4,418	1,886

Extra Features

Extra Features			Legend
Code	Description	Size	Bldg#
FPL	Fireplace	1 Units	1

Land Use

Use Code	101
Description	Single Family Res
Zone	A
Neighborhood	110
Alt Land Appr	No
Category	

Land Line Valuation

Size (Acres)	0.29
Frontage	
Depth	

Outbuildings

Outbuildings	LegendLegend
No Data for Outbuildings	

Valuation History

Appraisal	
Valuation Year	**Total**
2017	$323,100
2016	$323,100
2015	$323,100

Assessment	
Valuation Year	**Total**
2017	$226,170
2016	$226,170
2015	$226,170

(c) 2019 Vision Government Solutions, Inc. All rights reserved.